

November Step Up to School Readiness Goal

Children demonstrate self-expression and creativity in a variety of forms and contexts including play, visual arts, music, theater, and dance.

Ordinary items that can become **EXtRaORDINaRS** in the hands of a child



Paper tubes



Plastic bottle



Fabric or cloth




Bottle caps or lids



Cardboard box

Show us how you get creative with kids!



Visit us online and tell us how you make learning fun with everyday objects you find!

@rcfirststeps




RICHLAND COUNTY
FIRST STEPS
Getting children ready for school.

Step Up to School Readiness



BLAST OFF FOR FUN!

SPARKING CHILDREN'S CREATIVITY



Any thing you find can become a learning tool in the hands of a child if used creatively.



This brochure will give you some ideas how to spark children's creative energy using common household items.

Safety First

- ★ Make sure items are clean and free from sharp edges that could hurt children.
- ★ With young children, avoid using items with small parts that could come loose and become a choking hazard.
- ★ Always supervise young children when introducing new play materials.



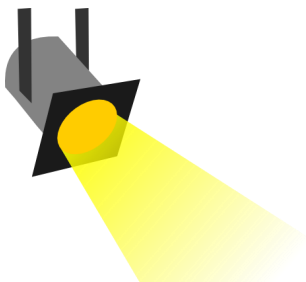
Is it a castle? A pirate ship? A robot body? It's all that and more if you let your imagination run wild.



Superheroes take flight and princesses model their fancy new dresses when fabric gets used creatively.



A telescope, spider legs, campfire logs—what will your child's imagination transform these simple tubes into?



DRAMATIC PLAY

MUSIC



Add dry beans or pebbles to make a shaker to create rhythms or play along with a favorite song.



Try combining these to create simple drum sets. Notice how boxes of different sizes and tubes of varying thickness and length make different tones.

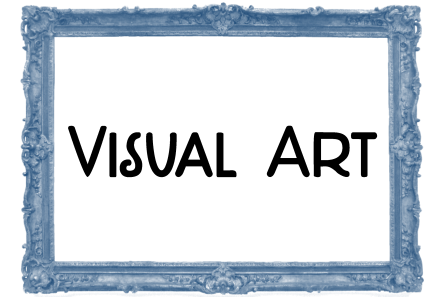


Small, lightweight pieces of fabric are just right for a game where you try to keep them in the air while you cross the room. You can use your hands or even try keeping them aloft with your breath!



A set of these between your fingers are perfect when you want to add a little extra beat to your dancing!

DANCE AND MOVEMENT



VISUAL ART

Balled up fabric in paint can make interesting textures when dabbed onto paper.



If you have small bits of fabric, try making a collage out of these scraps.



Try stacking and gluing these together to make your own 3D sculptures.